

Quiet Strength

Lighting that supports
comfort and calm
in behavioral health
settings






Patients in behavioral health settings often navigate through challenging periods in their lives. When these settings feel calm, and human, they can help create a sense of ease – quietly accompanying patients as they move through care.

At Nightingale[®], light is designed as a quiet partner in healing. Guided by Florence Nightingale's belief that the environment is an essential part of care; thoughtful illumination does more than light the space – it steadies the senses, eases visual tension, and supports natural daily rhythms.



The role of light

Subtle yet deeply felt, light shapes behavioral health environments that feel balanced, reassuring, and attuned to human experience. Its presence helps patients feel grounded, oriented, and more at ease within their surroundings.



Attune™ panel

The Attune panel is designed to feel thoughtful and intentional. Its gentle curves create a calm presence, while the textured lens minimizes reflections. Slightly recessed into the frame, the lens brings depth to the ceiling, offering a more visual interest than a flat plane.



Attune™ comes in four sizes, offering options that suit many types of spaces.



The 1×1 panel brings a small, gentle presence that can offer a quiet touch of light wherever a minimal form feels appropriate.



The 2×2 panel provides a balanced scale that settles naturally into rooms with smaller proportions.




The 1×4 panel introduces a slender, elongated profile that guides the eye softly through the space, adding a sense of flow without standing out.



The 2×4 panel carries a broader, more open presence and can support spaces where a larger sense of scale feels right.

As the **Attune™** panel adapts to a range of spaces, its construction offers quiet reassurance that every detail has been carefully considered.



The 1-inch regressed lens within a rounded-corner frame adds depth and visual interest.

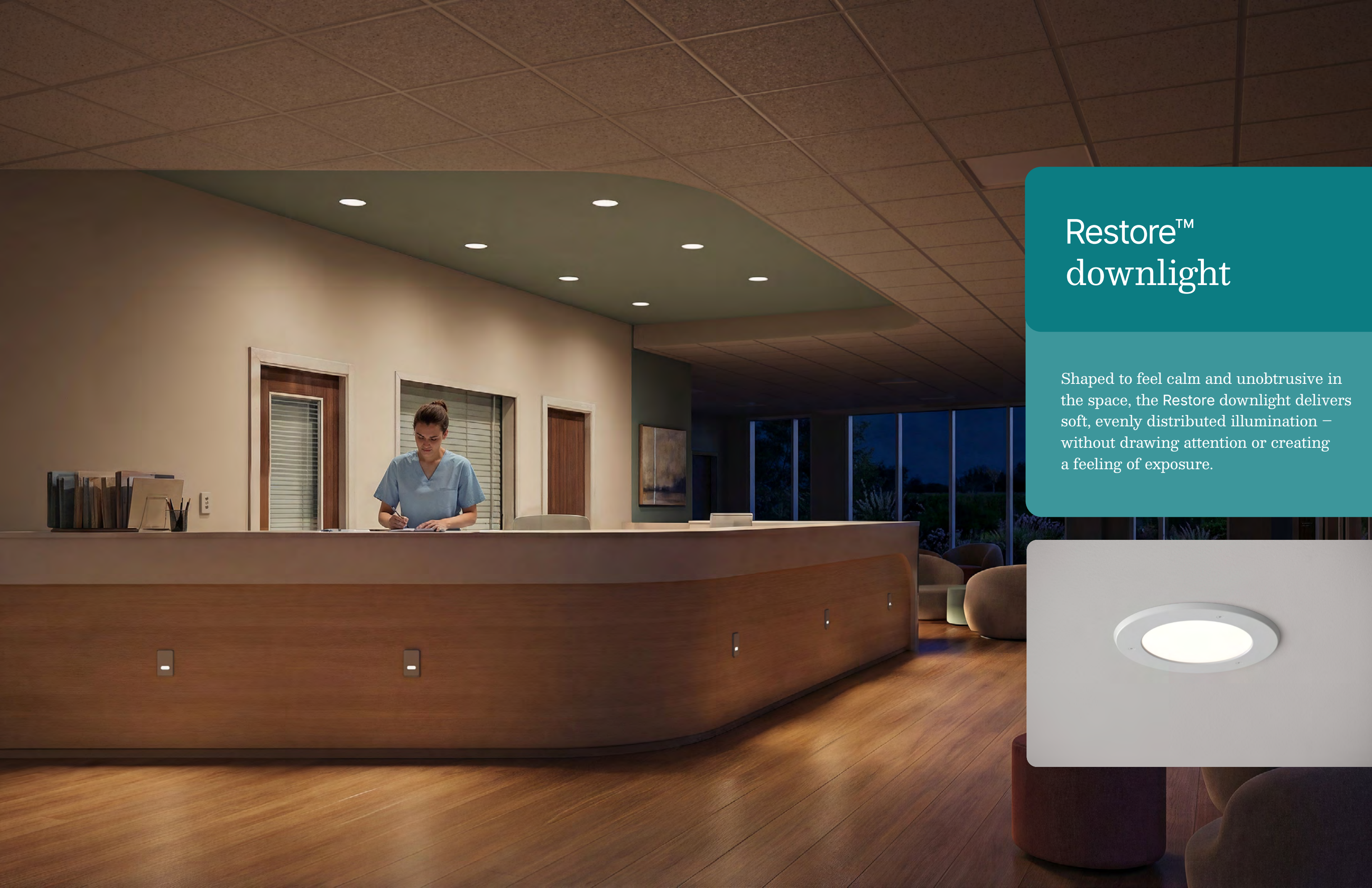
A continuous silicone bead secures the lens to the frame, while internal clamping keeps it firmly in place. Together, these details help ensure the lens stays steady under impact, offering quiet confidence that the fixture is built for the challenges of behavioral health environments.

IK10 rated

IP66 rated

Ligature Resistant

Easy to clean



Restore™ downlight

Shaped to feel calm and unobtrusive in the space, the Restore downlight delivers soft, evenly distributed illumination – without drawing attention or creating a feeling of exposure.



Available in two sizes, the **Restore™** downlight can suit many moments within behavioral health spaces.



The 4" size offers a softer, more focused presence that can bring comfortable light to areas where a smaller scale feels right.



The 6" size introduces a wider, more open presence that gently extends light across larger spaces.



Restore is offered in brushed stainless, antimicrobial white, black, and silver flanges.

With a flangeless mud-in installation, it can blend seamlessly into its surroundings, letting the space remain the focus.

At the core of **Restore™** is a patented¹ interlocking mechanism. By forming a continuous physical barrier, it reduces access points and discourages ligature hazards, demonstrating that every detail has been considered with long-term dependability in mind.



IK10 rated

IP66 rated

Ligature Resistant

Easy to clean


1. U.S. Patent No. 12,509,690.

Accompany™ nightlight

When navigating a room in the dark, the Accompany nightlight becomes a quiet companion – helping individuals feel grounded in unfamiliar spaces. In behavioral health settings, where patients can feel especially vulnerable during the nighttime, it does more than illuminate; it is designed to offer reassurance, provide orientation and promote calm.




Accompany™ is offered in two shapes, a soft rectangle and an oval, giving it the flexibility to fit quietly into many design styles. The rectangular shape is available in both horizontal and vertical versions. The luminaire comes in white or black, allowing it to blend into the space or bring a subtle touch of contrast.



An angled faceplate helps discourage ligature hazards.

An impact-resistant polycarbonate optic is reinforced with VHB tape to secure it permanently in place, limiting access while remaining unobtrusive, durable, and dependable over time.



With no visible fasteners, its smooth surface helps prevent the accumulation of dirt and dust, resulting in a clean, seamless presence within the space.

IK10 rated

IP66 rated

Ligature Resistant

NSF2 listed



www.NIGHTINGALELIGHTING.COM

One Lithonia Way, Conyers, GA 30012 | Phone: 800.705.7378 | www.acuitybrands.com
© 2026 Acuity Brands Lighting, Inc. All Rights Reserved.

